

# Village of Algonquin

Gem of the Fox River Valley

## COMMUNITY PROFILE

Often referred to as the "Gem of the Fox River Valley," Algonquin is nestled in the bluffs of the Fox River. Algonquin is an active and growing community in the Fox River Valley region with a vibrant community spirit. Algonquin is proud of its heritage and equally proud of its reputation as an attractive and progressive village. From a vast amount of shopping and dining, to an historic downtown nestled on the beautiful Fox River, Algonquin is a truly welcoming community with plenty to offer its residents and guests.

Algonquin offers superb amenities such as parks & nature preserves, quality schools & libraries, and close proximity to commuter rail & tollway access. Algonquin is a wonderful place to call home, with superior public safety services and outstanding neighborhoods. Algonquin is devoted to providing our residents and visitors with the best quality of life available in the Fox River Valley.



## 2010 CENSUS SNAPSHOT

- \* **30,046** Population
- \* **\$99,873** Median Household Income
- \* **\$76,757** Median Disposable Income
- \* **\$37,050** Per Capita Income
- \* **\$287,269** Median Home Value
- \* **88.6%** of all Housing Units are Owner Occupied
- \* **40.4%** of residents aged 25 + hold a Bachelor's Degree or Higher
- \* **73.2%** of Employed Population work in White Collar /Professional jobs

Source—ESRI Community Analyst and US Census (2010)

## MAJOR EMPLOYERS

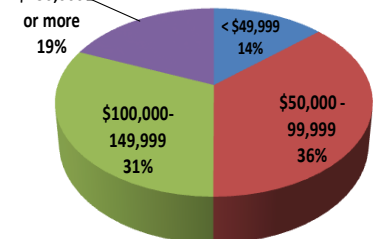
### Retailers

- Jewel Osco - 410
- Wal Mart - 250
- Meijer - 200
- Target - 200
- Home Depot - 150
- JCPenney - 150


### Service and Industry

- School District 300 - 720
- School District 158 - 370
- Lifetime Fitness - 250
- Village of Algonquin - 145
- Kenmode Tool - 140
- Duro-Life - 100
- Wauconda Tool - 100

### Households by Income



Fifty percent of Algonquin's households have an annual income over \$100,000. Eighty six percent have annual incomes over \$50,000.



## ALGONQUIN

GEM OF THE FOX  
RIVER VALLEY

Algonquin has an excellent and highly trained economic development staff that will be pleased to provide any assistance that may be needed. Staff also has access to available site information, a variety of more detailed demographic data and other resources that may be necessary to suit your needs.

### Village of Algonquin

Economic Development


2200 Harnish Drive

Algonquin, IL 60102

Tel: 847-658-4184

Fax: 847-658-2631

[business@algonquin.org](mailto:business@algonquin.org)



[www.algonquin.org](http://www.algonquin.org)



Income	Algonquin	Drive Times		
		5 minute	10 minute	15 minute
2010 Per Capita Income	\$ 37,574	\$ 35,630	\$ 32,619	\$ 34,779
2015 Per Capita Income	\$ 40,915	\$ 38,901	\$ 36,079	\$ 38,690
2010 Median Household Income	\$ 99,862	\$ 89,688	\$ 84,376	\$ 86,458
2015 Median Household Income	\$ 107,300	\$ 101,346	\$ 97,238	\$ 100,608
2010 Average Household Income	\$ 114,301	\$ 103,461	\$ 100,747	\$ 105,619
2015 Average Household Income	\$ 124,589	\$ 112,700	\$ 111,528	\$ 117,678
<b>Population and Households</b>				
2010 Total Population	31,305	24,456	134,279	232,482
2015 Total Population	33,716	24,966	140,966	245,676
2010 Total Households	10,164	8,553	43,270	76,409

*Note: Above data includes unincorporated areas adjacent to the Algonquin corporate boundary.*

## TRAFFIC COUNTS (VPD)

### Route 62/Algonquin Road

@ Route 25	51,100
@ Main Street/Route 31	58,200
@ Randall Road	28,070
@ Square Barn Road	30,489

### Randall Road

@ Longmeadow	40,808
@ County Line	45,500
@ Huntington	44,400
@ Algonquin Rd	46,710